

**2009-10 CSRDE Retention Study**  
First-time, Full-time Freshman Cohorts

University of Rhode Island

All Students

Fall	Head count	SAT average	---Retention Rates ---		--- Graduation and continuation ---					
			After one year	After two years	--- within four years ---		--- in fifth year ---		--- in sixth year ---	
					Graduated	Continued	Graduated	Continued	Graduated	Continued
1999	2,092	1067	1,626	1,472	762	518	351	125	54	66
2000	2,186	1079	1,740	1,541	869	500	321	112	53	38
2001	2,067	1087	1,660	1,476	791	537	352	116	51	59
2002	2,264	1078	1,841	1,633	901	545	341	142	74	54
2003	2,512	1084	1,987	1,799	979	665	417	175	113	66
2004	2,475	1088	1,993	1,802	1037	610	423	156		
2005	2,314	1088	1,887	1,678	947	603				
2006	2,742	1063	2,223	2,003						
2007	3,005	1063	2,408	2,141						
2008	3,033	1045	2,382							
2009	2,919	1046								

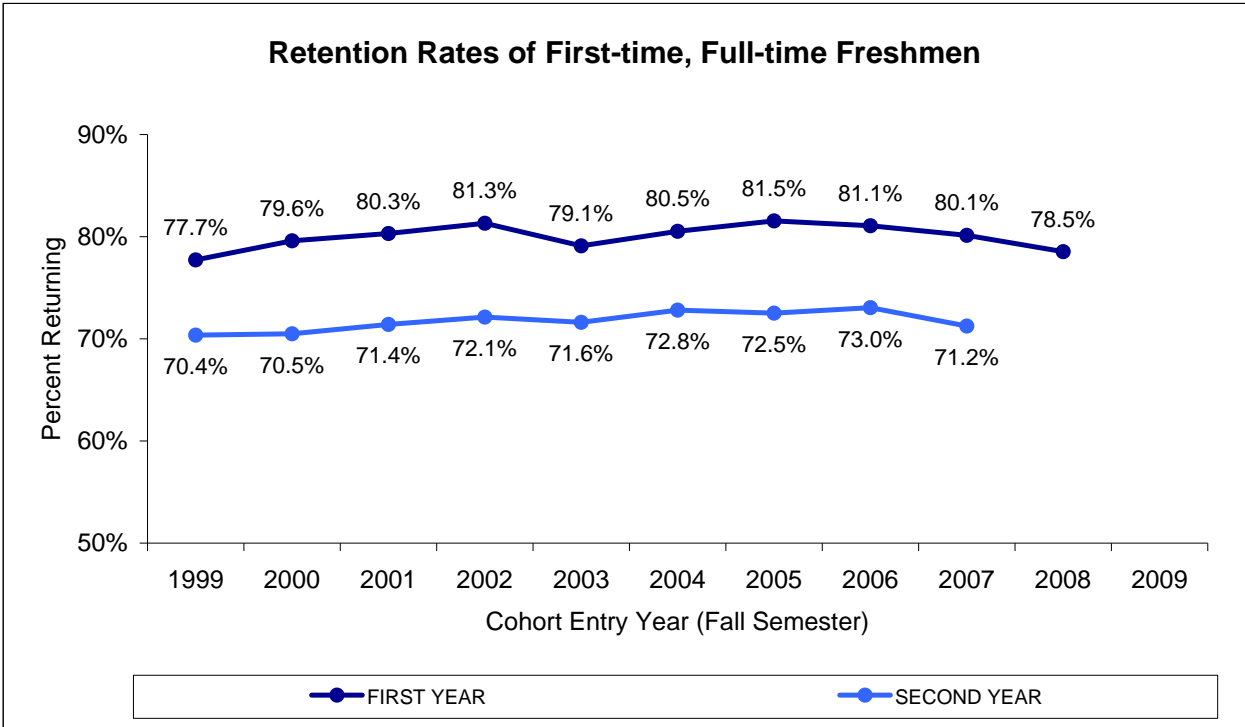
Fall	Head count	SAT average	---Retention Rates ---		--- Cumulative graduation rates and continuation rates ---					
			After one year	After two years	--- within four years ---		--- within five years ---		--- within six years ---	
					Graduated	Continued	Graduated	Continued	Graduated	Continued
1999	2,092	1067	77.7%	70.4%	36.4%	24.8%	53.2%	6.0%	55.8%	3.2%
2000	2,186	1079	79.6%	70.5%	39.8%	22.9%	54.4%	5.1%	56.9%	1.7%
2001	2,067	1087	80.3%	71.4%	38.3%	26.0%	55.3%	5.6%	57.8%	2.9%
2002	2,264	1078	81.3%	72.1%	39.8%	24.1%	54.9%	6.3%	58.1%	2.4%
2003	2,512	1084	79.1%	71.6%	39.0%	26.5%	55.6%	7.0%	60.1%	2.6%
2004	2,475	1088	80.5%	72.8%	41.9%	24.6%	59.0%	6.3%		
2005	2,314	1088	81.5%	72.5%	40.9%	26.1%				
2006	2,742	1063	81.1%	73.0%						
2007	3,005	1063	80.1%	71.2%						
2008	3,033	1045	78.5%							
2009	2,919	1046								

SAT average based on number of students submitting scores.

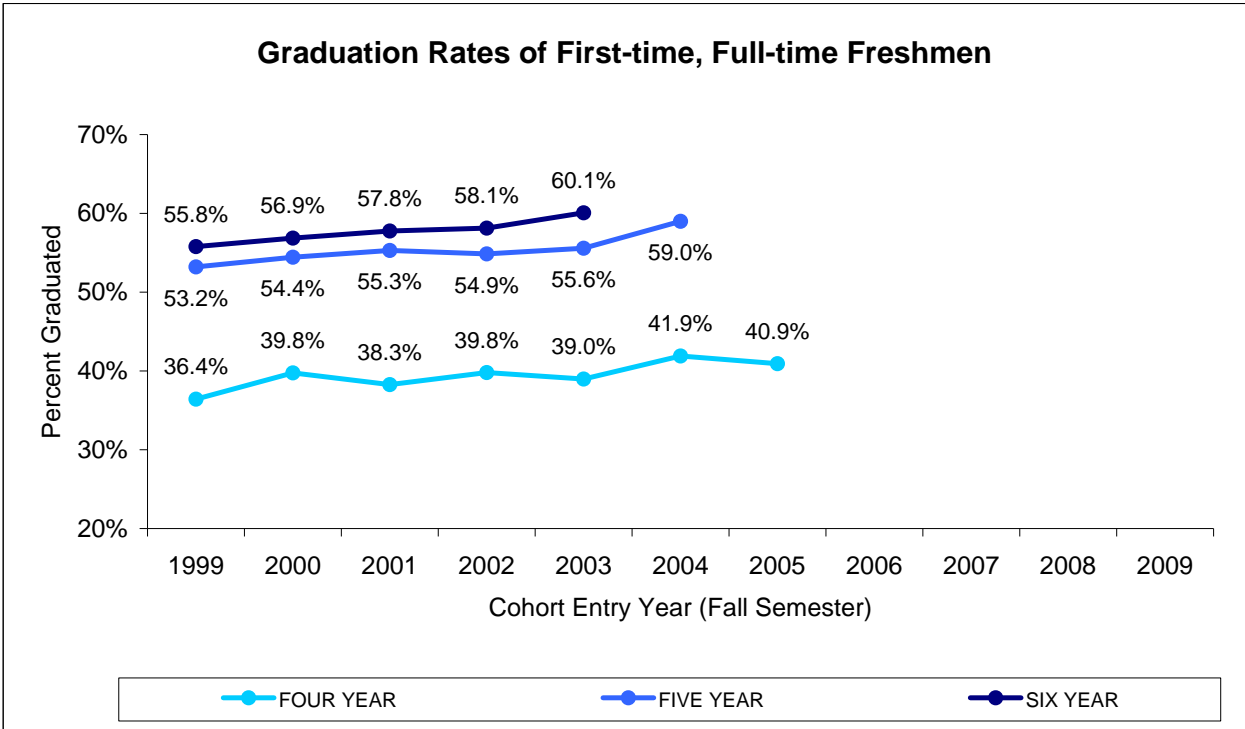
Excludes students in the 6-year PharmD first professional program

Current Year

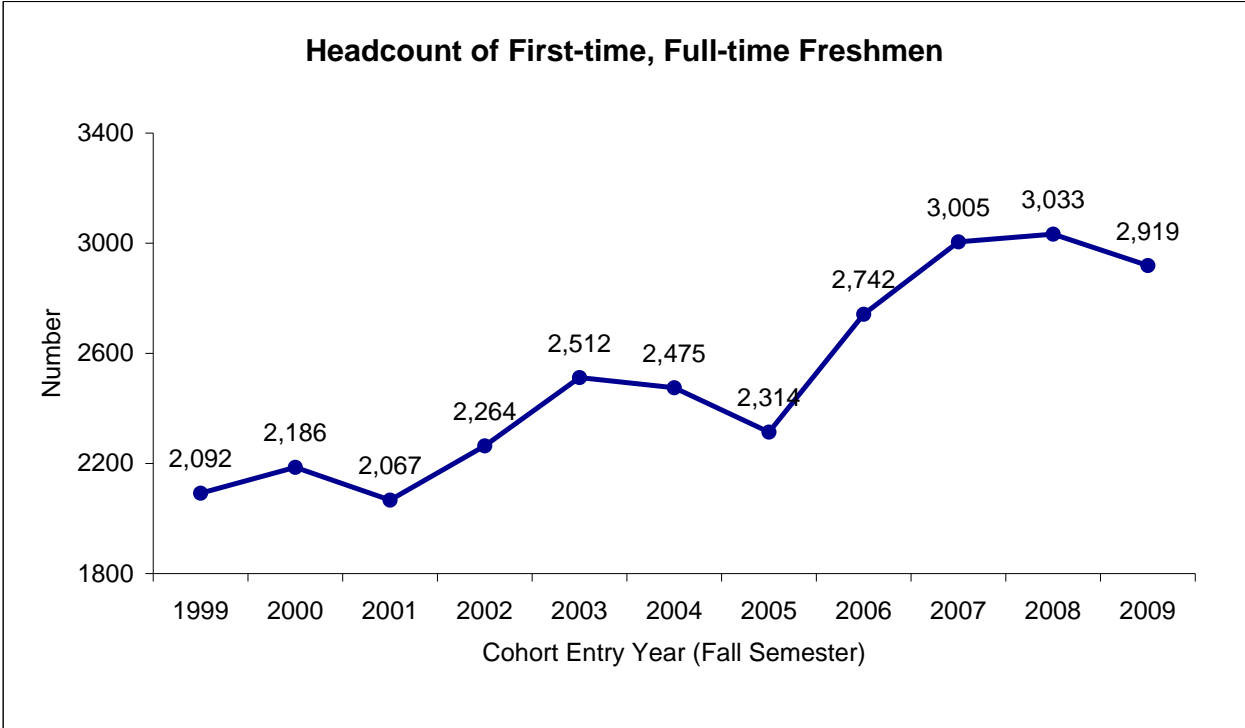
**2009-10 CSRDE Retention Study**  
 First-time, Full-time Freshman Cohorts



**2009-10 CSRDE Retention Study**  
 First-time, Full-time Freshman Cohorts



**2009-10 CSRDE Retention Study**  
First-time, Full-time Freshman Cohorts



**2009-10 CSRDE Retention Study**  
 First-time, Full-time Freshman Cohorts

